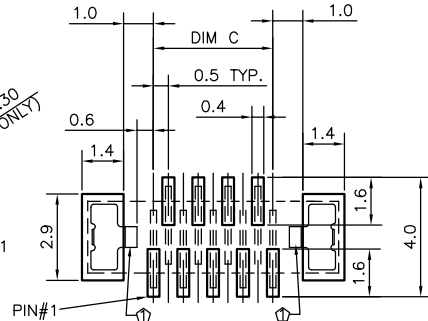
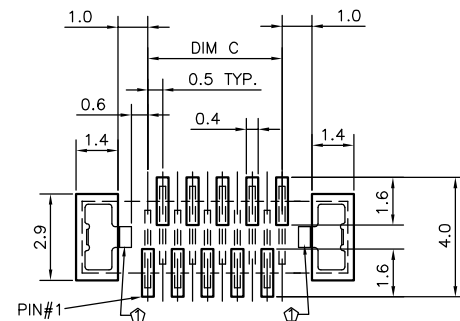


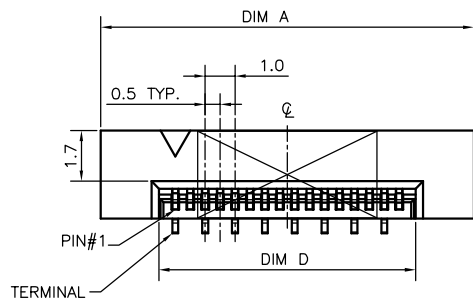
APPLICABLE FPC/FFC LAYOUT
GENERAL TOLERANCE ±0.05



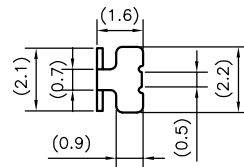
RECOMMENDED PCB LAYOUT(ODD PIN)
GENERAL TOLERANCE ±0.05



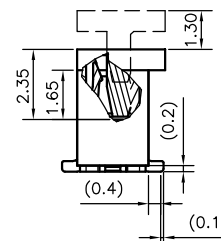
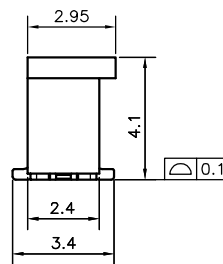
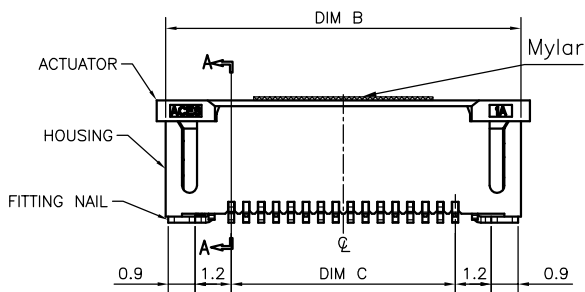
RECOMMENDED PCB LAYOUT(EVEN PIN)
GENERAL TOLERANCE ±0.05



⊕ OPEN THIS SPACE FOR FITTING NAIL PLATE AREA



FITTING NAIL PLATE DIM.



SECTION A-A

NOTES:

- MATERIAL:
 - HOUSING: THERMOPLASTIC, HIGH TEMP., UL94V-0;
 - ACTUATOR: THERMOPLASTIC, HIGH TEMP., UL94V-0;
 - CONTACT: COPPER ALLOY
 - FITTING NAIL: COPPER ALLOY
- FINISH:
 - CONTACT:
 - 50u" MIN. NICKEL UNDERPLATING OVERALL.
 - N:50u" MIN. MATTE TIN PLATING OVERALL, 1:GOLD FLASH
 - C:15u" GOLD ON CONTACT, B:5u" GOLD ON CONTACT,
 - SOLDER AREA:
 - 50u" MIN. NICKEL UNDERPLATING OVERALL.
 - N:50u" MIN. MATTE TIN PLATING OVERALL, 1:GOLD FLASH
 - C:GOLD FLASH ON SOLDER AREA B:GOLD FLASH ON SOLDER AREA
 - FITTING NAIL:
 - 50u" MIN. NICKEL UNDERPLATING OVERALL.
 - N:50u" MIN. MATTE TIN PLATING OVERALL, 1:GOLD FLASH OVERALL.
- REFLOW SOLDER CAPABLE TO 260°C PER ACES SPEC.
- SPEC. PLS. REFER TO PS-50552-XXXX-XXX
- PACKAGE PLS. REFER TO 91501-XXXX-TRP

6. PART NUMBER

51682-XXX X X-XXX

NO OF CKT	XXX	HOUSING COLOR	ACTUATOR COLOR	PACKING
	001	BLACK	WHITE	91501-xxxCR-TRP
PACKING	PLATING			
0: TAPE & REEL	N: LEAD FREE(MATT TIN)			
4: TAPE & REEL WITH MYLAR	1: G/F (LEAD FREE)			
	C: 15u" GOLD ON CONTACT			
	B: 5u" GOLD ON CONTACT			

CKTS	DIM A	DIM B	DIM C	DIM D	M/Size
30	19.5	18.9	14.5	15.6	W6T12
40	24.5	23.9	19.5	20.6	W8T12

一般公差 TOLERANCES X ±0.50 XX ±0.15 X ±0.25 .XXX ±0.10 ANGLES ±2°		宏致電子股份有限公司 Aces Electronics Co.,Ltd.	
檢驗尺寸標示 SYMBOLS ⊕ ⊗ INDICATE CLASSIFICATION DIMENSION ⊕ MARK IS CRITICAL DIM. ⊗ MARK IS MAJOR DIM.	品名 (TITLE) 0.5mm PITCH ZIF CONN. SMT S/T TYPE 圖號 (DWG NO.) 51682-XXXX-XXX	製圖 (DR) 22/06/10 ZHUWEI 審核 (CHKD) BRAVE 核准 (APPD) BRAVE	張數 (SHEET) 1 OF 1 尺寸 (SIZE) A4 版次 (REV) A
表面處理 (FINISH)	比例 (SCALE) 5:1	單位 (UNITS) mm	

